

# PUNCHING

Portable Double-Acting Hydraulic Puncher

## SELFER ACE

**Double acting hydraulic system allows automatic and inching (manual mode) operation.** \*CE model is available without auto-return function.

• Applicable for both mild steel and stainless steel punching


### Model HS11-1624 Non-CE/CE\*

- Max. punching thickness: 16 mm
- Max. punching diameter: 24 mm
- Max. throat depth: 110 mm




### Model HS07-1624 Non-CE/CE\*

- Max. punching thickness: 16 mm
- Max. punching diameter: 24 mm
- Max. throat depth: 70 mm



### Model HS06-1322 Non-CE/CE\*

- Max. punching thickness: 13 mm
- Max. punching diameter: 22 mm
- Max. throat depth: 60 mm



### Specifications

Model		HS11-1624		HS07-1624		HS06-1322	
Max. Throat Depth		110		70		60	
Punching Capacity	Material	Mild Steel	Stainless Steel	Mild Steel	Stainless Steel	Mild Steel	Stainless Steel
	Max. Punching Thickness*	16	6	16	6	13	6
	Max. Punching Diameter	24	24	24	24	22	22
Hole Making time	Punching Time	11.8				7.9	
	Returning Time	5.7				3.4	
Allowable Max. Pressure		68.65 (700)				68.65 (700)	
Max. Output		464 (47)				367 (37)	
Ram Stroke		25				21	
Mass (Weight)		30		30		20.5	
Accessories Included		<ul style="list-style-type: none"> <li>• D Punch 22 (Installed)</li> <li>• D Die 22 (Installed)</li> <li>• Sub Handle</li> <li>• Ultra-high Pressure Hose</li> </ul>		<ul style="list-style-type: none"> <li>• Hose Cord Ass'y</li> <li>• Chip Guard Ass'y</li> <li>• Spanner</li> <li>• 12 mm Spanner</li> </ul>		<ul style="list-style-type: none"> <li>• 4 mm Hex. Socket Screw Key</li> <li>• 5 mm Hex. Socket Screw Key</li> <li>• Tool Box</li> </ul>	

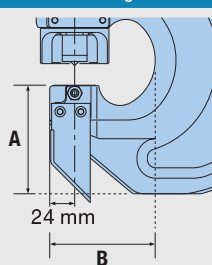
\*Mild steel: Maximum punching thickness must be calculated by the equation 0.8 x punching diameter.

\*Stainless steel: Maximum punching thickness must be calculated by the equation 0.5 x punching diameter. For the details see the instruction manual.

### Optional Accessories

PN	Description	Sales Unit
TB02506	Hose Kit Ass'y	1 piece
TP05184	Ultra-high Pressure Hose 5 m	
TB02390	Switch Cord Ass'y 5 m	
TP05777	Ultra-high Pressure Hose 10 m	
TB02545	Switch Cord Ass'y 10 m	
TB02141	Foot Switch Ass'y	
TA92729	4L Oil Can	
TB02142	Hook Clamp Ass'y	
TA99037	Lock Nut Ass'y for 25 mm Punch	
TQ01279	Hex. Socket Head Screw 8 x 14 for Securing Oblong Hole D Dies	

### Dimension from Edge to Punch Center



	A	B
HS11-1624	127	134
HS07-1624	105	94
HS06-1322	84	85



## HYDRAULIC PUMP for SELFER ACE

### Model HPD-05 Non-CE/CE\*

- Double-acting



### Specifications

Model		HPD-05	
Power Source (Single Phase)		115 V / 230 V AC	
Max. Output Pressure		68.65 (700)	
Output		50 Hz	60 Hz
At No-load		L/min	1.20
At 68.65 MPa		L/min	0.55
Motor		0.4 kW 4P	
Reservoir Capacity		L	
Discharge Port		Rc 3/8	
Electro-Magnetic Valve		4 way 3 position valve	
Mass (Weight)		kg	

\*CE model is available without auto-return function.

# PUNCHING

Portable Single-Acting Hydraulic Puncher


## SELFER HA Type

**Punch, return, and reset operations are fully automatic.**  
**An emergency switch returns the punch at any time.**

- Will punch both round and oblong holes


### Model HA11-1624 Non-CE

- Max. punching thickness: 16 mm
- Max. punching diameter: 24 mm
- Max. throat depth: 110 mm




### Model HA07-1624 Non-CE

- Max. punching thickness: 16 mm
- Max. punching diameter: 24 mm
- Max. throat depth: 70 mm



### Model HA06-1322 Non-CE

- Max. punching thickness: 13 mm
- Max. punching diameter: 22 mm
- Max. throat depth: 60 mm



### Specifications


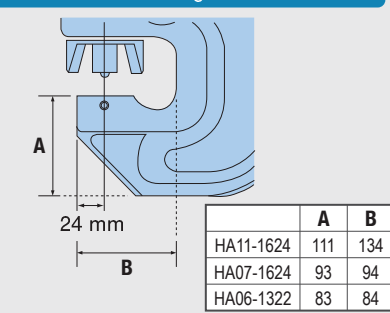
Model	HA11-1624	HA07-1624	HA06-1322
Max. Throat Depth	mm 110	70	60
Punching Material	Mild Steel		
Capacity	Max. Punching Thickness* mm	16	13
	Max. Punching Diameter mm	24	22
Hole Making Time	sec. 16.5		10.5
Allowable Max. Pressure	MPa (kgf/cm <sup>2</sup> ) 68.65 (700)		68.65 (700)
Max. Output	kN (tf) 431 (44)		304 (31)
Ram Stroke	mm 25		21
Mass (Weight)	kg 35.5	28.5	21.5
Accessories Included	<ul style="list-style-type: none"> <li>• D Punch 22 (Installed)</li> <li>• D Die 22 (Installed)</li> <li>• Sub Handle</li> <li>• Hose Cord Ass'y</li> <li>• Spanner</li> <li>• 4 mm Hex. Socket Screw Key</li> <li>• Tool Box</li> </ul>		

\*Mild steel: Maximum punching thickness must be calculated by the equation 0.8 x punching diameter. For the details see the instruction manual.

### Optional Accessories

PN	Description	Sales Unit
TA96534	Hose Kit Ass'y 5 m	1 piece
TP05184	Ultra-high Pressure Hose 5 m	
TA93778	Switch Cord Ass'y 5 m	
TA9B044	Hose Kit Ass'y 10 m	
TP05777	Ultra-high Pressure Hose 10 m	
TA95307	Switch Cord Ass'y 10 m	
TA94386	Foot Switch Ass'y	
TA92729	4L Oil Can	
TA96342	Hook Clamp Ass'y for HA07-1624 and HA11-1624	
TA99037	Lock Nut Ass'y for 25 mm Punch	
TQ01279	Hex. Socket Head Screw 8 x 14 for Securing Oblong Hole D Dies	

### Dimension from Edge to Punch Center



## HYDRAULIC PUMP for SELFER HA Type

### Model SC-05 Non-CE

- Single-acting



### Specifications

Model	SC-05	
Power Source (Single Phase)	115 V / 230 V AC	
Max. Output Pressure	MPa (kgf/cm <sup>2</sup> ) 68.65 (700)	
Output	50 Hz	60 Hz
At No-load	L/min 1.20	1.44
At 68.65 MPa	L/min 0.55	0.66
Motor	0.4 kW 4P	
Reservoir Capacity	L 4.0	
Discharge Port	Rc 3/8	
Mass (Weight)	kg 27.5	

# PUNCHING

Electrically Operated Hydraulic Puncher

## HANDY SELFER

*Self-contained hydraulic punch shows its power in making round or elongated holes in flat bar, angle bar or channel iron.*

### Model E25-0615 Non-CE

- Double insulation
- E punch and E die
- Max. punching thickness: 6 mm
- Max. punching diameter: 15 mm
- Max. throat depth: 25 mm



### Model E55-0619 Non-CE

- EL punch and EL die
- Max. punching thickness: 6 mm
- Max. punching diameter: 19 mm
- Max. throat depth: 55 mm



### Specifications

Model		E25-0615		E55-0619	
Power Source (Single Phase)		220 - 240 V AC, 50/60 Hz		110 - 120 V AC, 50/60 Hz	220-240 V AC, 50/60Hz
Max. Throat Depth		mm		25	55
Motor	Rated Power Consumption	W		305	670
	Rated Current	A		1.4	6.0
Punching Capacity	Material	Mild Steel			
	Max. Punching Diameter	mm		15	19
	Max. Punching Thickness	mm		6	6
Punching time		sec (single pass)		4	2
Power Cord Length		m		2.4	2.4
Mass (Weight)		kg		7.0	14
Accessories Included		<ul style="list-style-type: none"> <li>• E Punch 15 (Installed)</li> <li>• E Die 15A</li> <li>• E Die 15B (Installed)</li> <li>• Sub Handle</li> <li>• 2.5 mm Hex. Socket Screw Key</li> </ul>		<ul style="list-style-type: none"> <li>• 4 mm Hex. Socket Screw Key</li> <li>• 10 x 12 mm Spanner</li> <li>• Auxiliary Oil 40 cc</li> <li>• Tool Box</li> <li>• Spanner 8</li> </ul>	
				<ul style="list-style-type: none"> <li>• EL Punch 18 (Installed)</li> <li>• EL Die 18A</li> <li>• EL Die 18B (Installed)</li> <li>• Sub Handle</li> <li>• 3 mm Hex. Socket Screw Key</li> <li>• 4 mm Hex. Socket Screw Key</li> </ul>	
				<ul style="list-style-type: none"> <li>• 5 mm Hex. Socket Screw Key</li> <li>• 10 x 12 mm Spanner</li> <li>• Stand</li> <li>• Auxiliary Oil 40 cc</li> <li>• Tool Box</li> </ul>	

### Optional Accessory (E25-0615)

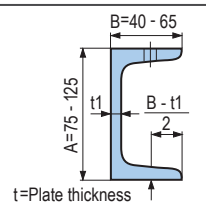
PN	Description	Sales Unit
TB00800	Stand Ass'y	1 piece

### Die Selection

E Die and EL Die	Punching Thickness (mm)		Model
	Mild Steel	Stainless Steel	
Round Hole E Die A (for Thin Sheets)	2 to 3.2	Max. 3	E25-0615
Round Hole E Die B (for Thick Sheets)	4 to 6	Max. 4	
Round Hole EL Die A (for Thin Sheets)	2 to 3.2	Max. 3	E55-0619
Round Hole EL Die B (for Thick Sheets)	4 to 6	Max. 4	
Round Hole EL Die C (for Channel Iron)	7 to 8	-	

### Punching Capacity in Channel Iron (E55-0619)

Punching Dia. Size	10 OD	11 OD	12 OD	13 OD	14 OD	15 OD	16 OD
75 x 40 t7	○	○	○	○	○	○	○
100 x 50 t7.5	○	○	○	○	○	○	-
125 x 65 t8	○	○	○	○	○	-	-



### Oblong Hole Size

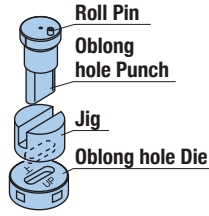
Model	Hole Dimensions (mm)
E25-0615	10 x 6.5
	10 x 6.5
	12 x 6
	13 x 6.5
	13 x 6.5
E55-0619	10 x 6.5
	13 x 6.5
	13 x 6.5
	13.5 x 9
	15 x 10
	16.5 x 11
	17 x 8.5
	18 x 9
	18 x 12
	19.5 x 13
	20 x 10
	21 x 14

unit: mm

## Punches & Dies for SELFER Puncher

FOR HS06-1322/HS07-1624/HS11-1624/HA06-1322/HA07-1624/HA11-1624

Oblong hole D Punch		Oblong hole D Die		Oblong hole Jig	
PN	Size	PN	Size	PN	Size
TJ13229	D Punch 16 x 8	TJ13238	D Die 16 x 8	TK00455	Jig 16 x 8
TJ13230	D Punch 18 x 9	TJ13239	D Die 18 x 9	TK00456	Jig 18 x 9
TJ13231	D Punch 20 x 10	TJ13240	D Die 20 x 10	TK00457	Jig 20 x 10
TJ13232	D Punch 22 x 11	TJ13241	D Die 22 x 11	TK00458	Jig 22 x 11
TJ13233	D Punch 24 x 12	TJ13242	D Die 24 x 12	TK00459	Jig 24 x 12
TJ13234	D Punch 25 x 9*	TJ13243	D Die 25 x 9	TK00460	Jig 25 x 9
TJ13235	D Punch 25 x 12*	TJ13244	D Die 25 x 12	TK00461	Jig 25 x 12
TJ13236	D Punch 25 x 14*	TJ13245	D Die 25 x 14	TK00462	Jig 25 x 14
TJ13237	D Punch 25 x 18*	TJ13246	D Die 25 x 18	TK00463	Jig 25 x 18



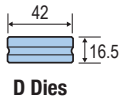
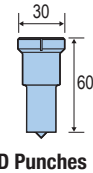
Optional Accessories

PN	Description	Sales Unit
TQ01279	Hex. Set Screw 8 x 14 for Securing Oblong Hole Dies	1 piece
TA99037	Lock Nut Ass'y for D Punch 25	1 set

\*TA99037 Lock Nut Ass'y is required for Oblong hole D Punch 25 x 9 / 12 / 14 / 18

FOR HS06-1322/HS07-1624/HS11-1624/HA06-1322/HA07-1624/HA11-1624

Round hole D Punch		Round hole D Die	
PN	Size	PN	Size
TJ10778	D Punch 8	TJ10779	D Die 8
TJ11088	D Punch 9	TJ11089	D Die 9
TJ06700	D Punch 10	TJ06701	D Die 10
TJ06698	D Punch 11	TJ06699	D Die 11
TJ06696	D Punch 12	TJ06697	D Die 12
TJ06694	D Punch 13	TJ06695	D Die 13
TJ06692	D Punch 14	TJ06693	D Die 14
TJ06611	D Punch 14.5	TJ06612	D Die 14.5
TJ06690	D Punch 15	TJ06691	D Die 15
TJ06688	D Punch 16	TJ06689	D Die 16
TJ06686	D Punch 17	TJ06687	D Die 17
TJ06609	D Punch 17.5	TJ06610	D Die 17.5
TJ06684	D Punch 18	TJ06685	D Die 18
TJ06682	D Punch 19	TJ06683	D Die 19
TJ06680	D Punch 20	TJ06681	D Die 20
TJ06607	D Punch 20.5	TJ06608	D Die 20.5
TJ06678	D Punch 21	TJ06679	D Die 21
TJ07979	D Punch 21.5	TJ07980	D Die 21.5
TJ06676	D Punch 22	TJ06677	D Die 22
TJ06674	D Punch 23	TJ06675	D Die 23
TJ06566	D Punch 23.5	TJ06569	D Die 23.5
TJ07748	D Punch 24	TJ07749	D Die 24
TJ10061	D Punch 25	TJ10062	D Die 25



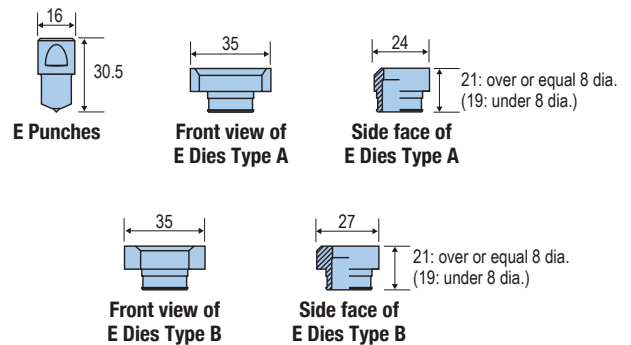
\* TA99037 Lock Nut Ass'y is required for D Punch 25

FOR E25-0615

Round hole E Punch		Round hole E Die (Type A for thin sheets)		Round hole E Die (Type B for thick sheets)	
PN	Size	PN	Size	PN	Size
TK00100	E Punch 4	TK00101	E Die 4A	-	-
TK00102	E Punch 5	TK00103	E Die 5A	TK00104	E Die 5B
TK00143	E Punch 5.5	TK00144	E Die 5.5A	TK00145	E Die 5.5B
TK00105	E Punch 6	TK00106	E Die 6A	TK00107	E Die 6B
TK00146	E Punch 6.5	TK00147	E Die 6.5A	TK00148	E Die 6.5B
TK00111	E Punch 8	TK00112	E Die 8A	TK00113	E Die 8B
TK00149	E Punch 8.5	TK00150	E Die 8.5A	TK00151	E Die 8.5B
TK00117	E Punch 10	TK00118	E Die 10A	TK00119	E Die 10B
TK00120	E Punch 11	TK00121	E Die 11A	TK00122	E Die 11B
TK00123	E Punch 12	TK00124	E Die 12A	TK00125	E Die 12B
TK00097	E Punch 13	TK00098	E Die 13A	TK00099	E Die 13B
TK00167	E Punch 14	TK00168	E Die 14A	TK00169	E Die 14B
TK00428	E Punch 15	TK00288	E Die 15A	TK00429	E Die 15B

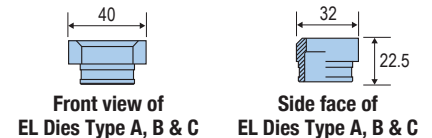
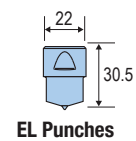
Oblong hole E Punch		Oblong hole E Die (Type A for thin sheets)		Oblong hole E Die (Type B for thick sheets)	
PN	Size	PN	Size	PN	Size
TK00126	E Punch 10 x 5	TK00127	E Die 10 x 5A	TK00128	E Die 10 x 5B
TK00158	E Punch 10 x 6.5	TK00159	E Die 10 x 6.5A	TK00160	E Die 10 x 6.5B
TK00129	E Punch 12 x 6	TK00130	E Die 12 x 6A	TK00131	E Die 12 x 6B
TK00152	E Punch 13 x 6.5	TK00153	E Die 13 x 6.5A	TK00154	E Die 13 x 6.5B
TK00155	E Punch 13 x 8.5	TK00156	E Die 13 x 8.5A	TK00157	E Die 13 x 8.5B



FOR E55-0619

Oblong hole EL Punch		Oblong hole EL Die (Type A for thin sheets)		Oblong hole EL Die (Type B for thick sheets)	
PN	Size	PN	Size	PN	Size
TK00242	EL Punch 10 x 6.5	TK00254	EL Die 10 x 6.5A	TK00266	EL Die 10 x 6.5B
TK00243	EL Punch 13 x 6.5	TK00255	EL Die 13 x 6.5A	TK00267	EL Die 13 x 6.5B
TK00244	EL Punch 13 x 8.5	TK00256	EL Die 13 x 8.5A	TK00268	EL Die 13 x 8.5B
TK00245	EL Punch 13.5 x 9	TK00257	EL Die 13.5 x 9A	TK00269	EL Die 13.5 x 9B
TK00246	EL Punch 15 x 10	TK00258	EL Die 15 x 10A	TK00270	EL Die 15 x 10B
TK00247	EL Punch 16.5 x 11	TK00259	EL Die 16.5 x 11A	TK00271	EL Die 16.5 x 11B
TK00248	EL Punch 17 x 8.5	TK00260	EL Die 17 x 8.5A	TK00272	EL Die 17 x 8.5B
TK00249	EL Punch 18 x 9	TK00261	EL Die 18 x 9A	TK00273	EL Die 18 x 9B
TK00250	EL Punch 18 x 12	TK00262	EL Die 18 x 12A	TK00274	EL Die 18 x 12B
TK00251	EL Punch 19.5 x 13	TK00263	EL Die 19.5 x 13A	TK00275	EL Die 19.5 x 13B
TK00252	EL Punch 20 x 10	TK00264	EL Die 20 x 10A	TK00276	EL Die 20 x 10B
TK00253	EL Punch 21 x 14	TK00265	EL Die 21 x 14A	TK00277	EL Die 21 x 14B

Round hole EL Punch		Round hole EL Die (Type A for thin sheets)		Round hole EL Die (Type B for thick sheets)		Round hole EL Die (Type C for channel iron)	
PN	Size	PN	Size	PN	Size	PN	Size
TK00193	EL Punch 6	TK00208	EL Die 6A	TK00222	EL Die 6B	-	-
TK00194	EL Punch 6.5	TK00209	EL Die 6.5A	TK00223	EL Die 6.5B	-	-
TK00195	EL Punch 8	TK00210	EL Die 8A	TK00224	EL Die 8B	-	-
TK00196	EL Punch 8.5	TK00211	EL Die 8.5A	TK00225	EL Die 8.5B	-	-
TK00197	EL Punch 10	TK00212	EL Die 10A	TK00226	EL Die 10B	TK00235	EL Die 10C
TK00198	EL Punch 11	TK00213	EL Die 11A	TK00227	EL Die 11B	TK00236	EL Die 11C
TK00199	EL Punch 12	TK00214	EL Die 12A	TK00228	EL Die 12B	TK00237	EL Die 12C
TK00200	EL Punch 13	TK00215	EL Die 13A	TK00229	EL Die 13B	TK00238	EL Die 13C
TK00201	EL Punch 14	TK00216	EL Die 14A	TK00230	EL Die 14B	TK00239	EL Die 14C
TK00202	EL Punch 15	TK00217	EL Die 15A	TK00231	EL Die 15B	TK00240	EL Die 15C
TK00203	EL Punch 16	TK00218	EL Die 16A	TK00232	EL Die 16B	TK00241	EL Die 16C
TK00204	EL Punch 17	TK00219	EL Die 17A	TK00233	EL Die 17B	-	-
TK00205	EL Punch 18	TK00220	EL Die 18A	TK00234	EL Die 18B	-	-
TK00278	EL Punch 18.5	TK00279	EL Die 18.5A	TK00280	EL Die 18.5B	-	-
TK00180	EL Punch 19	TK00181	EL Die 19A	TK00182	EL Die 19B	-	-



Sales Unit: 1 Piece